



LITERACY CAMPAIGN  
SOUTH AFRICA

Kha ri gude  
A re ithuteng Asifunde  
Masifunde Let us learn  
A hi dyondzeni  
Kom ons leer Asifundze  
A re ithuteng



English Afrikaans isiXhosa isiZulu Sesotho sa Leboa Sesotho Setswana isiNdebele Siswati Tshivenda Xitsonga Sign Bra




**education**

Department:  
Education  
REPUBLIC OF SOUTH AFRICA



- To report on the **progress** made by the *Kha Ri Gude* Mass Literacy Campaign, which is intended to enable 4,7 million to achieve basic literacy and numeracy over the period 2008-12.
- To reflect on the **challenges** faced during the pilot phase of the Campaign so that these can be addressed in commissions.




# Campaign timetable & targets as approved by Cabinet (p4)

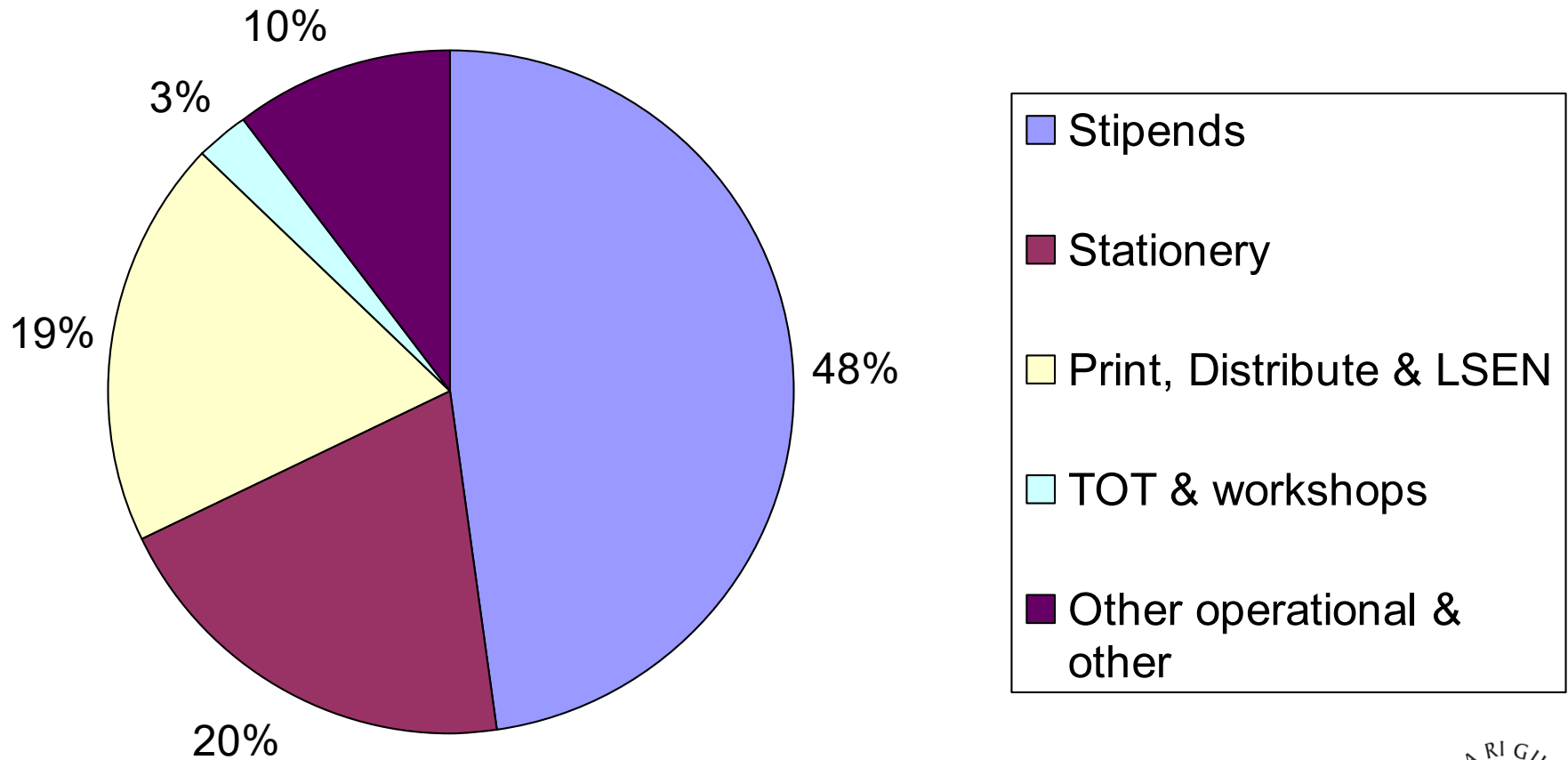


Year	# of learners	# of VEs	# of super- visors	# of coordi- nators	Phase
2007	None	None	None	None	Gear up
2008	300 000	24 000	2 400	150	Pilot Phase
<b>2009</b>	<b>1 220 000</b>	<b>80 000</b>	<b>8 000</b>	<b>800</b>	<b>Mass roll-out</b>
2010	1 220 000	80 000	8 000	800	Mass roll-out
2011	1 220 000	80 000	8 000	800	Mass roll-out
2012	740 000	49 000	4 900	490	Mop up

This timetable would have enabled the Campaign to achieve its goals within the period identified for the United Nations Decade of Literacy (before 2015).




# Allocation of KRG budget



## Some Achievements to date




- The Campaign was *launched on 28 February 2008*, and *classes began on 14 April 2008*.
- Materials in all official languages have been developed.
- Literacy manuals in 11 languages
- Maths materials in 11 languages
- Assessment portfolios in 11 languages
- Braille literacy materials in 11 languages
- Braille Maths materials
- 3 workshops for coordinators
- Workshop for 77 blind volunteers.
- Workshop for 70 deaf volunteers



# Reporting




- Kha Ri Gude has reported to HEDCOM (SGs), CEM (MECs), Parliamentary Portfolio Committee, Premiers' offices, Provincial Departments of Education
- Liaison with other government departments:
- EPWP
- Dept of Defense
- Science and Technology (ICT)
- Dept of Correctional Services
- Dept of Arts and Culture
- Department of Labour
- SAPS
- Many SETAs
- UNESCO, the Commonwealth of Learning, and SAQA






- The direct and potential benefits and impact of the Campaign on the poor and vulnerable communities include
  - Support of *official language policy*
  - *Poverty alleviation*
  - *Stimulation of local economic activity* catering during training workshops;
  - Provision of “*free education*”
  - Provision of *world-class volunteer and learner materials*
  - Social & community *cohesion*
  - *Synergy* between *Kha Ri Gude* and social development
  - Enabling *access* for learners with special needs; and
  - Targeting *vulnerable groups* – women, youth, the aged and the disabled.



## Some Achievements to date




- The 2008 targeted number of learners is exceeded.
- The development of **monitoring & evaluation systems** to ensure **quality control and assurance** of all Campaign activities;
- **Portfolios for assessing** learners across 11 languages have been completed and marked and returned.
- Portfolios have been **moderated by SAQA.**
- **Certificates** for learners are being designed by the DOE Exams Chief Directorate.



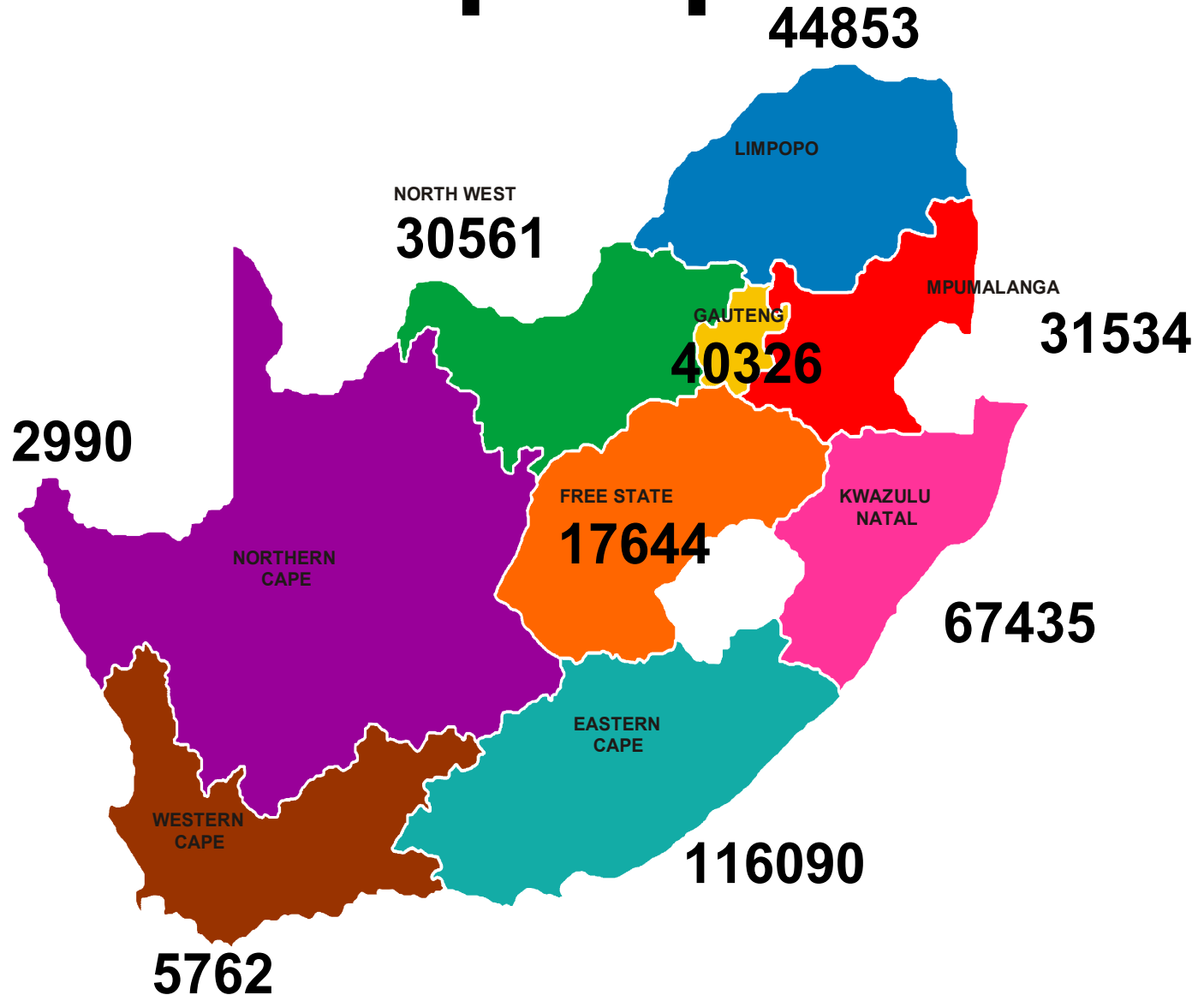
# Credit to the coordinators



- Coping on a programme where funds were limited
- Managing with delays in materials delivery
- Dealing with problems from the ground re stipens
- Managing to train VEs sufficiently to conclude the programme
- Dealing with a two person national office
- Reaching and exceeding targets
- COORDINATORS HAVE BEEN GREAT



# Learners per province



# 185 Kha Ri Gude cascade



**185**  
Coords

**3 290** Supervisors  
Each responsible for 10  
educators

**31 180** Educators  
Each teaching 15 learners

**357 161** learners  
in classes of approx 15



# The Implementation Tiers & Ratios (p11)



**Coordinators at provincial level**

**Supervisors at district level**

**Volunteer educators at teaching & learning sites**



**1:20**



**1:10**




**1:15**

**Coordinator : supervisors**

**Supervisor : volunteer educators**


**Volunteer educator : learners**



# Breakdown of volunteers by province (p17 &18)

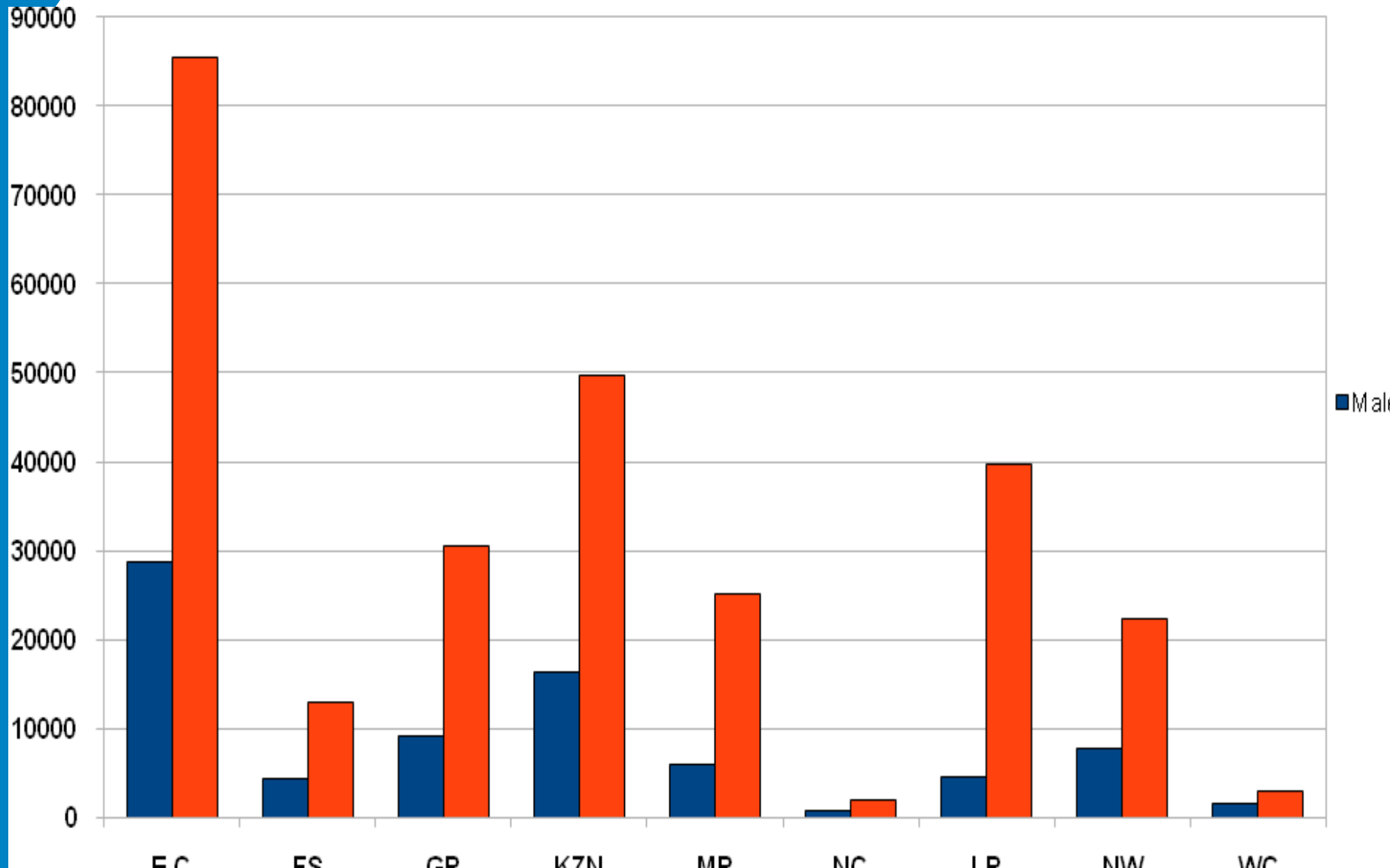


Province	Coordinators	Supervisors	Volunteer educators
Eastern Cape	48	968	9439
Free State	11	219	1884
Gauteng	32	525	4601
KwaZulu Natal	30	573	5388
Mpumalanga	13	236	2331
Northern Cape	9	62	345
Limpopo	18	343	3360
North West	18	266	2575
Western Cape	6	98	838
<b>Total</b>	<b>185</b>	<b>3290</b>	<b>30761</b>

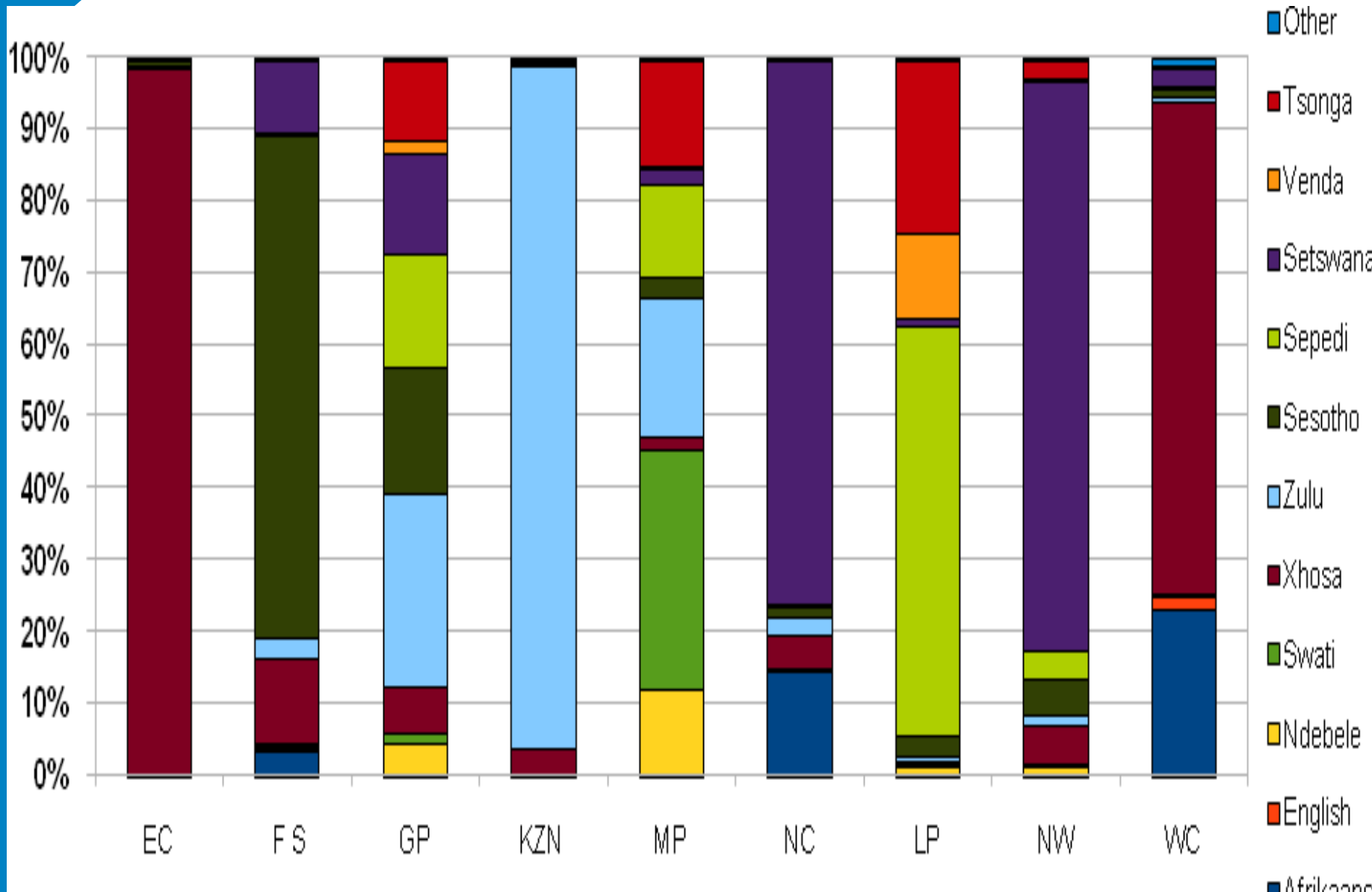


# Learners by gender (79% female)

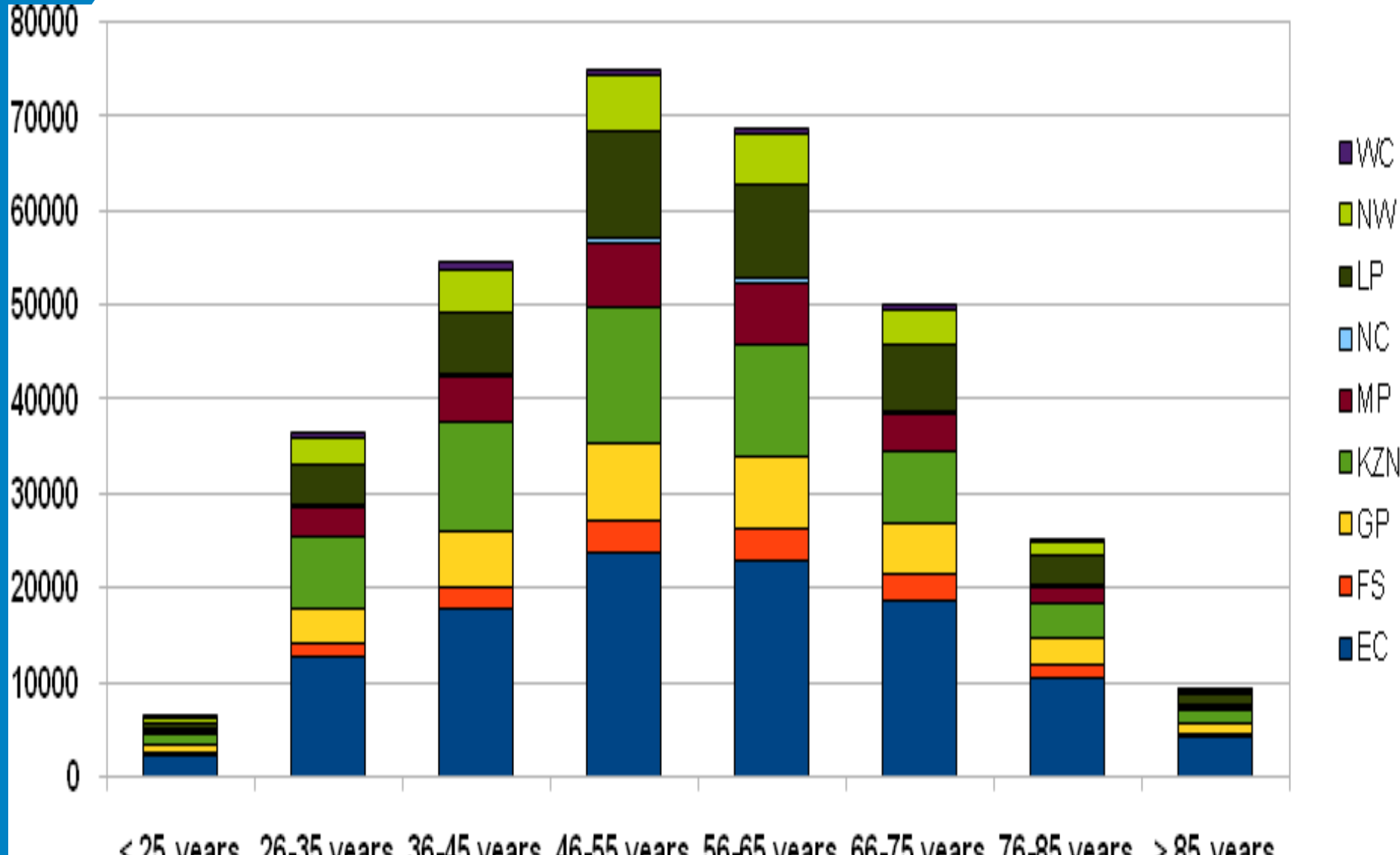
(p13)



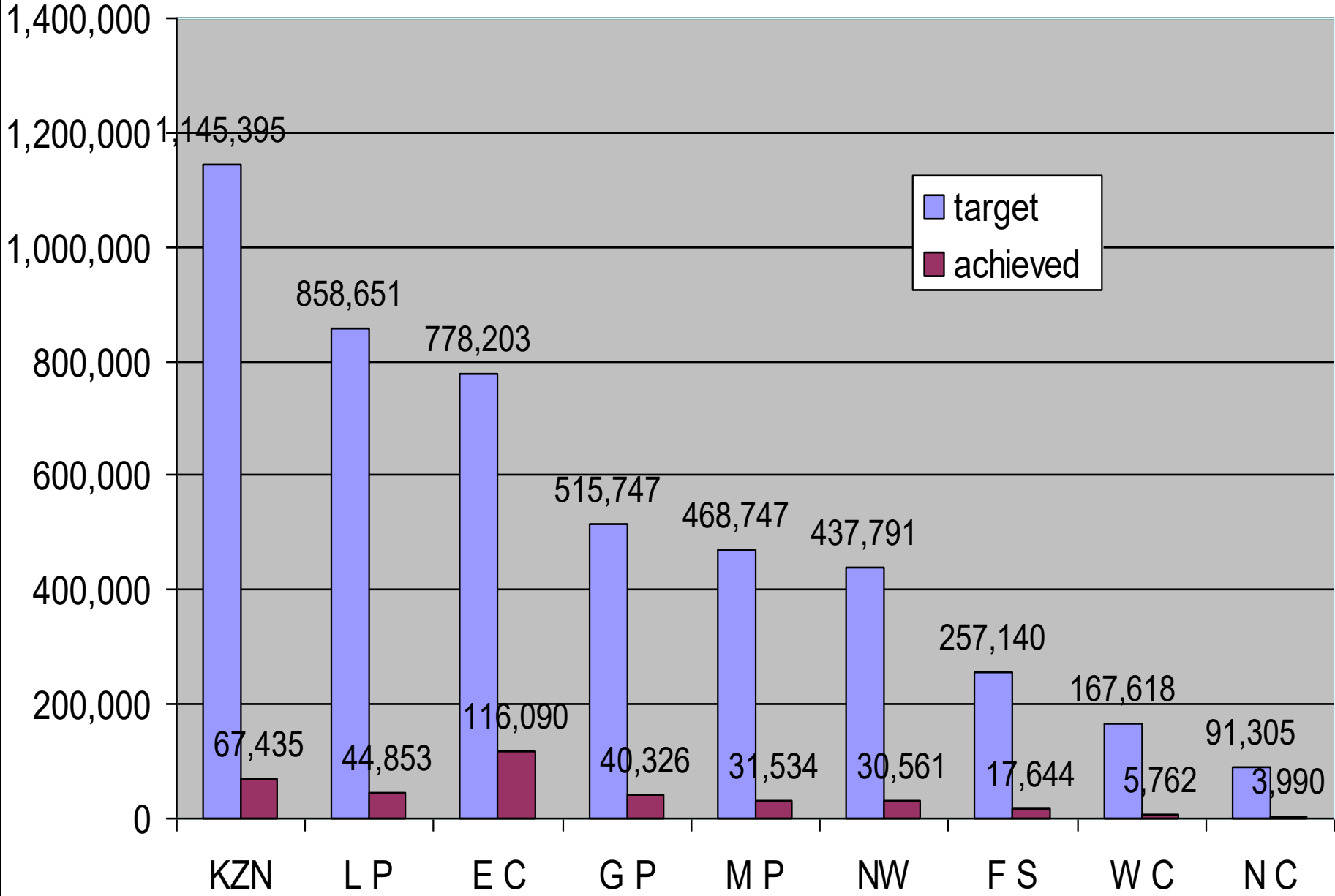
# Learners by mother tongue – proportional breakdown of languages per province (p14)



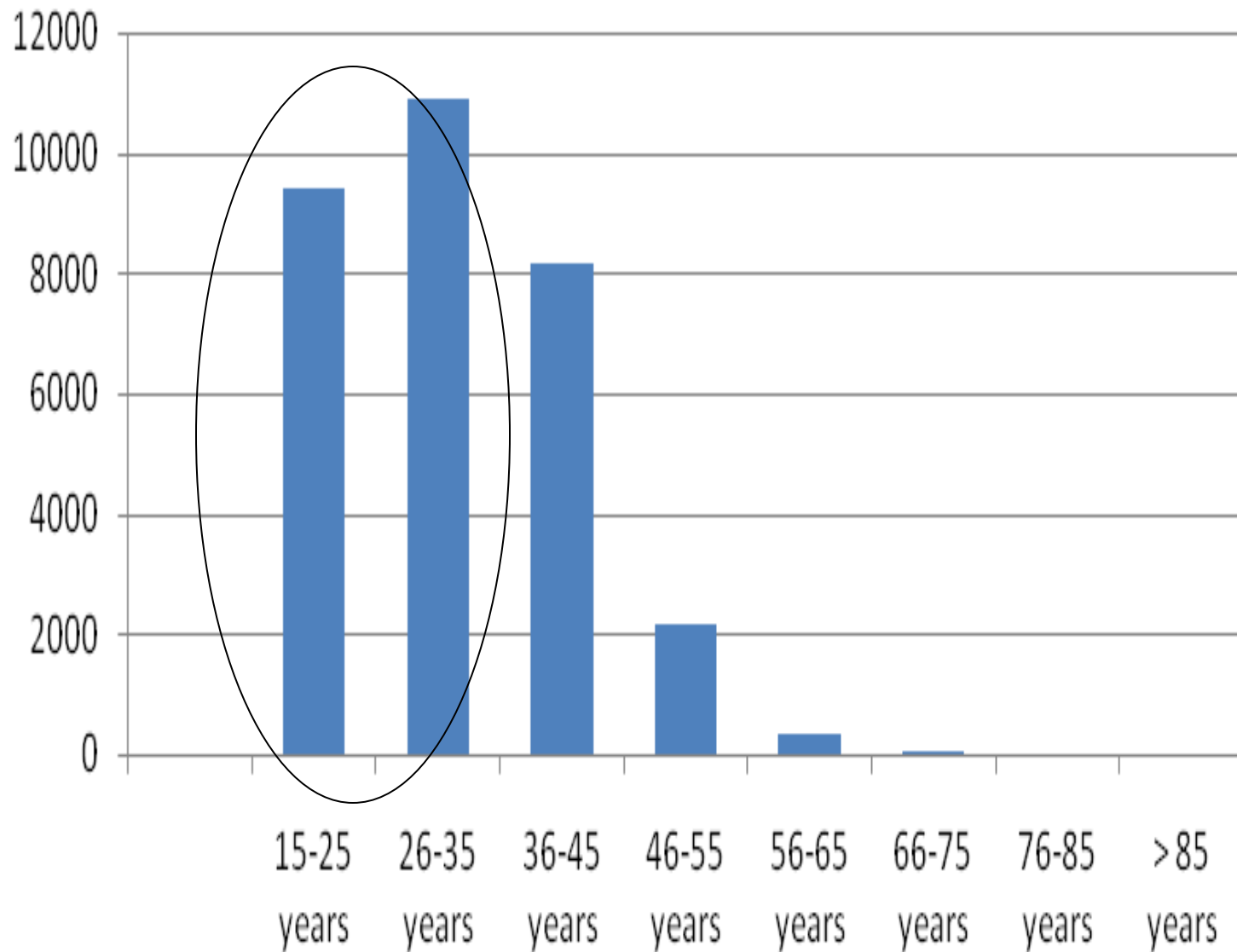
# Proportional breakdown of learners by age by province (p16)



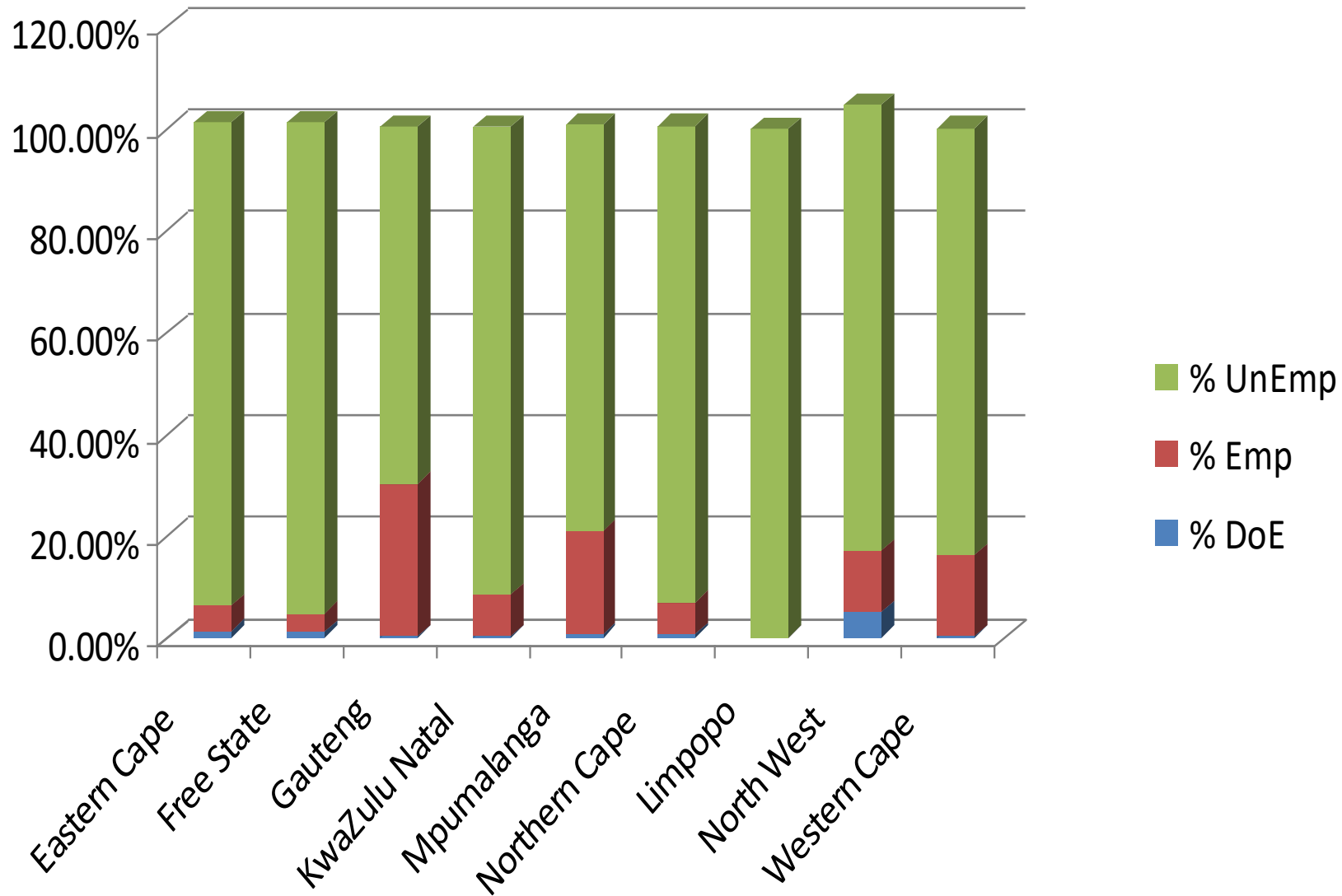
# KHA RI GUDE VS TARGETS



# Age breakdown of volunteers (p19)



# Volunteers who are employed, unemployed or employed by the PEDs






# Sites used for *Kha Ri Gude* Classes



Schools  
Churches  
Homes  
Home garages  
Community centres  
Farms  
Rondawals  
Roofed verandas  
Under trees  
Technical colleges  
Containers  
Markets


Pre-schools  
Traditional offices  
Municipal halls  
Community halls  
Business premises  
Prisons  
Old age homes  
YMCAs  
Imikhukhu  
Libraries  
Clinics



# Some Systemic Challenges




- Long delays in delivering materials.
- Stockpiling of materials by some coordinators.
- Some coordinators exceeding the targets and using up material.
- The need for an SAB&T office on Tombo area.
- Difficulties on communication because of lack of email.
- Some misunderstanding of the role of KRG vis-à-vis ABET level 1.
- Unrealistic expectations placed on volunteers to provide statistical reports to provinces. These requests must be made via the national office.



# Challenges in paying stipends




- *Long delays in paying stipends.*
- *Numbers of unpaid volunteers.*
- *Some volunteers still not on the system.*
- *Faxes going missing at SAB&T*
- *SAB&T still dealing with incorrect numbers and/or IDs of volunteers*
- *Problems in receiving batches of registers and/or reports to trigger payments.*
- *A very high (52%) bank return rate.*
- **Banks** not being attuned to the needs of the poor – closing accounts which they deemed to be dormant.
- Banks or not presenting banking information in an understandable way.
- The need to complete 2008 payments before registering learners for 2009.



# Training needs




- The need for training for call centre staff.
- The need for ongoing training for volunteers.
- Volunteers not trained sufficiently on the 10 steps for teaching literacy.
- Volunteers not adequately trained on portfolios.
- The need for supervisor training.



# New targets



- New total target 4,362,383
- New target for 2009 **700 000**
- In each province we need to consider the role of other programmes
  - DOL
  - Masifundisane
  - SETA ABET level 1





# THANK YOU

